

# Bithérapie antiplaquettaire : pas si simple!

**Guillaume CAYLA**  
**CHU de Nîmes**

**G Cayla has received research grants/consultant fees/lectures fees from Amgen, AstraZeneca, Abbott, Bayer, Biotronik, Bristol-Myers Squibb, Microport, Medtronic, Pfizer, Sanofi-Aventis.**

# Durée de la bithérapie antiplaquettaire

**PCI**



**Chronic coronary syndrome**

DAPT 6 month

**Acute coronary syndrome**

DAPT 12 month

Bleeding risk



Ischemic risk



# Différentes options possibles

Bleeding risk

Ischemic risk



**DAPT raccourcie**

**DAPT rallongée**

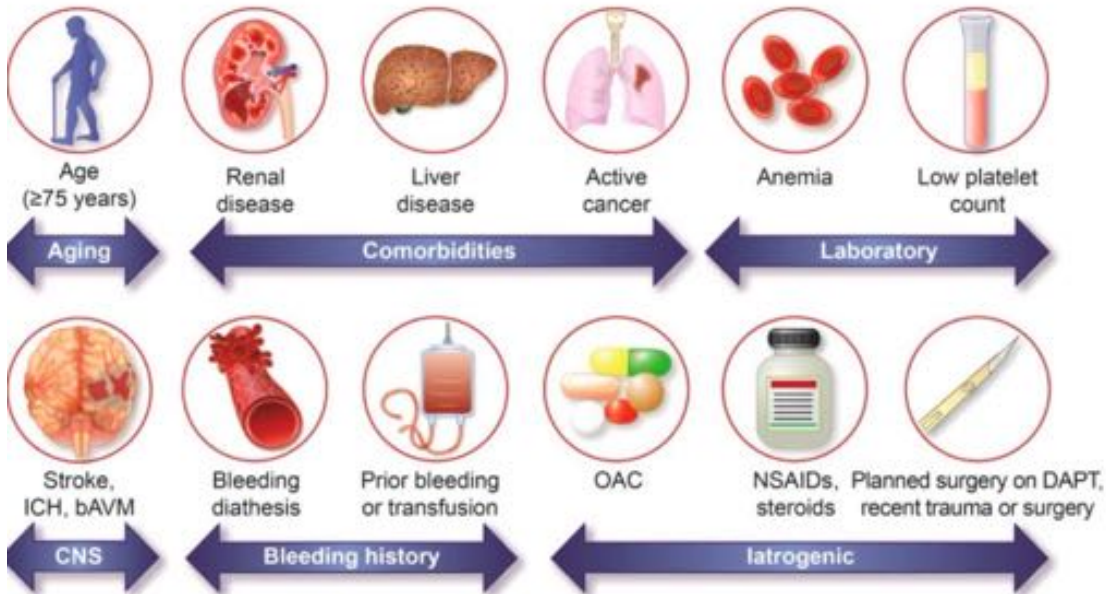
**DAPT modifiée**

# DAPT raccourcie

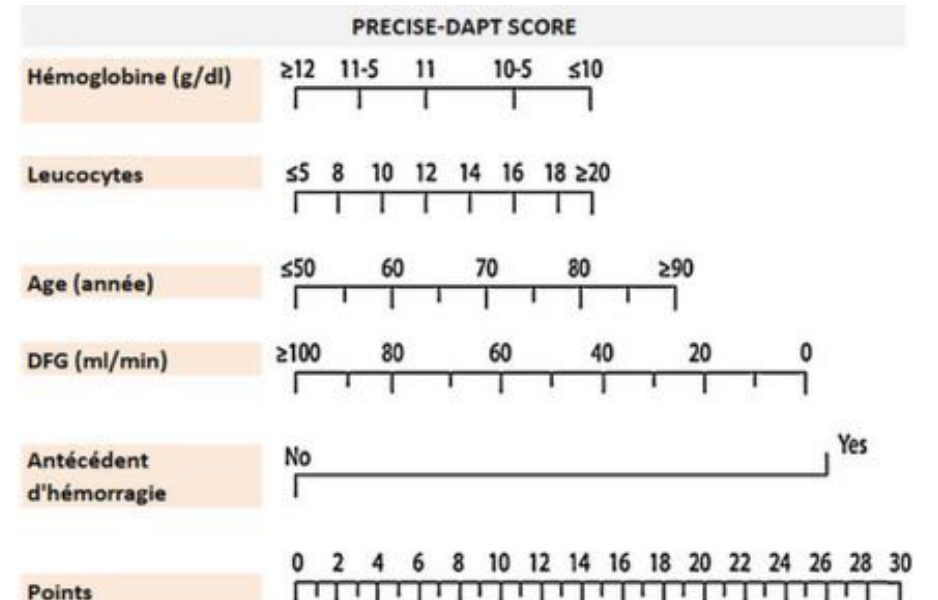
Risque hémorragique > risque ischémique



## HBR patients



## Score PRECISE DAPT > 25



# DAPT for 1 month DES vs BMS

HBR patients

**No Randomisation of 2 durations**

**Comparison of DES vs BMS in high risk of bleeding patients using one month DAPT**

LEADERS FREE

ZEUS

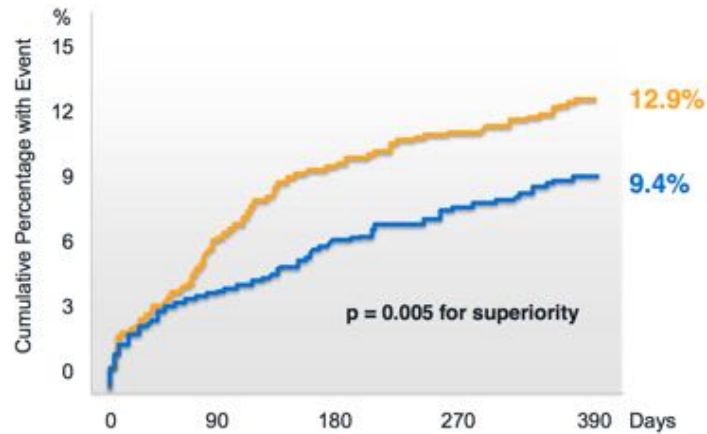
**BIOFREEDOM Stent > BMS**

**ZOTAROLIMUS Eluting endeavor > BMS**

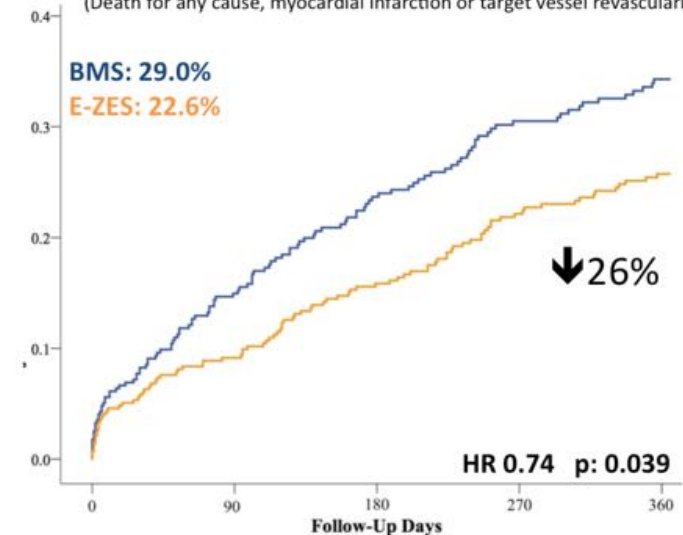
**Cardiac Death, MI, ST**

**Major Adverse Cardiovascular Events**

(Death for any cause, myocardial infarction or target vessel revascularization)



Urban P *et al* NEJM 2015



Arriotti S *et al* JACC interv 2016

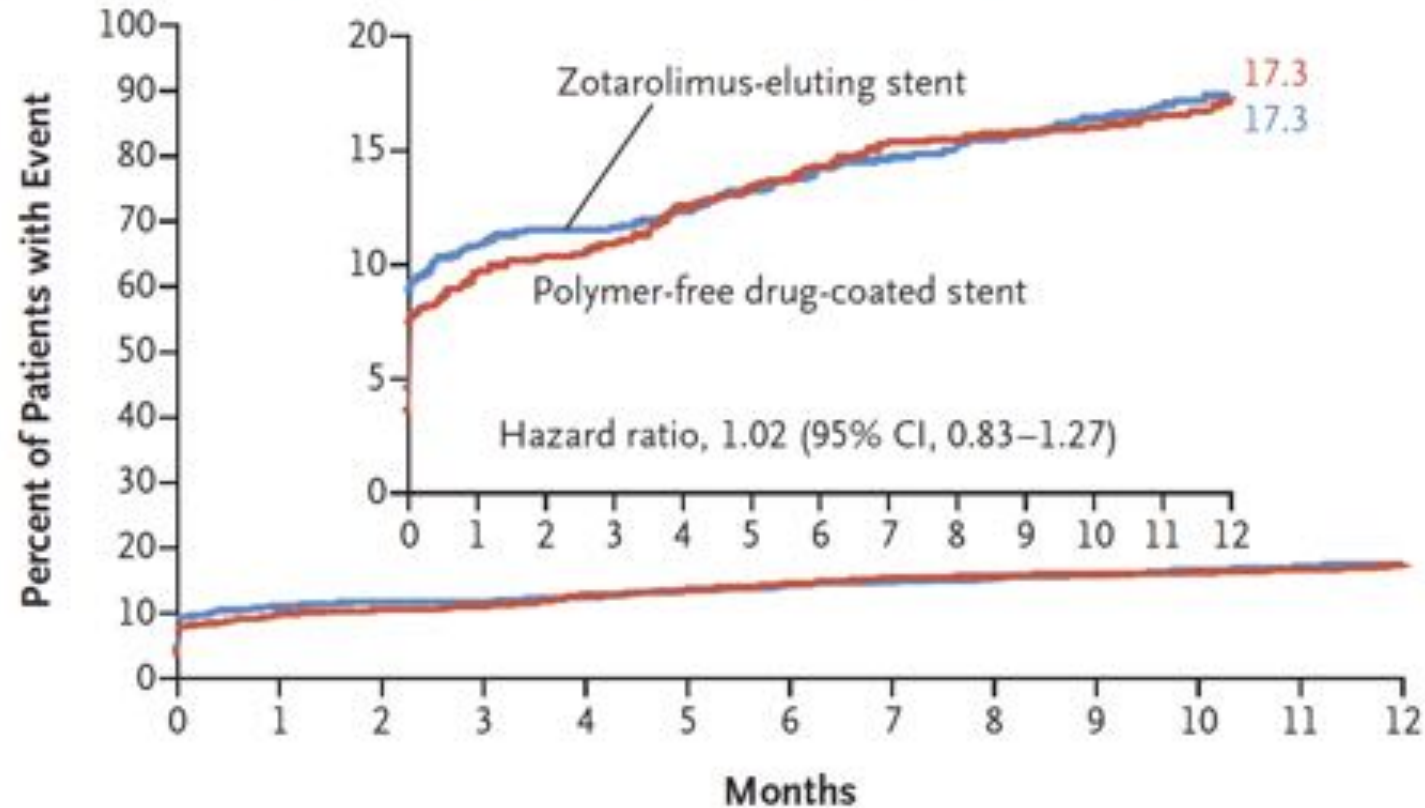
# ONYX ONE

Resolute Onyx™ ZES  
with 1 Month DAPT  
(N=1000)

BioFreedom™ DCS  
with 1 Month DAPT  
(N=1000)

Mean age 74 y, HBR patients, ACS 50%, n=1996 patients

Primary Outcome of Death from Cardiac Causes, Myocardial Infarction, or Stent Thrombosis



Marge Non inferiorité 4.1%

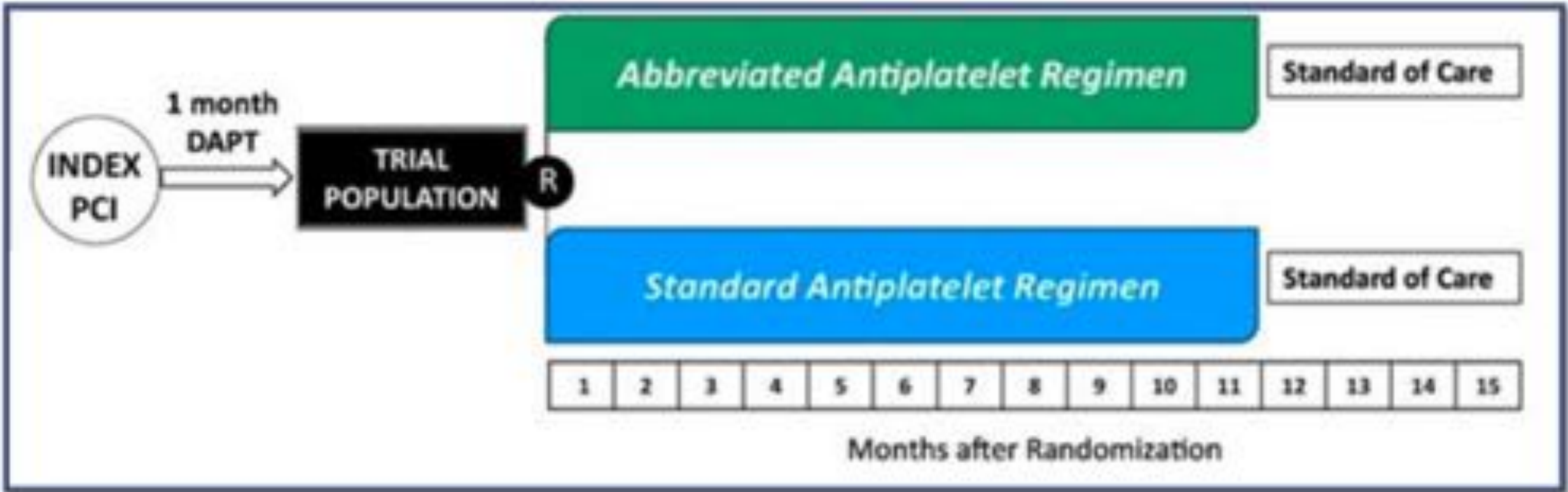
S. Windecker et al NEJM 2020

# MASTER DAPT

N=4579 – HBR patients

36% d'OAC

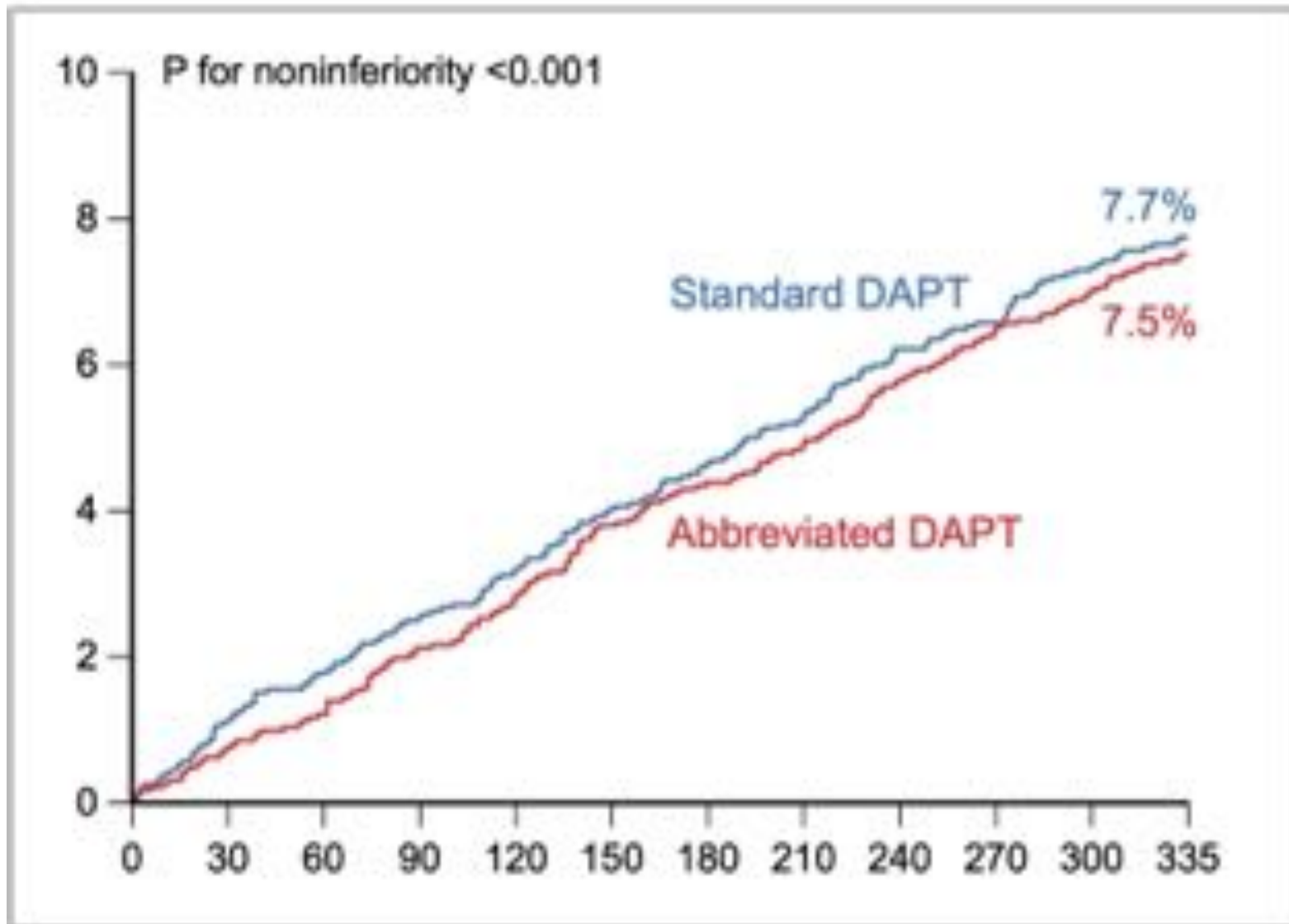
1 mois vs 3 à 12 mois



Randomisation APRES le 1<sup>er</sup> mois de DAPT

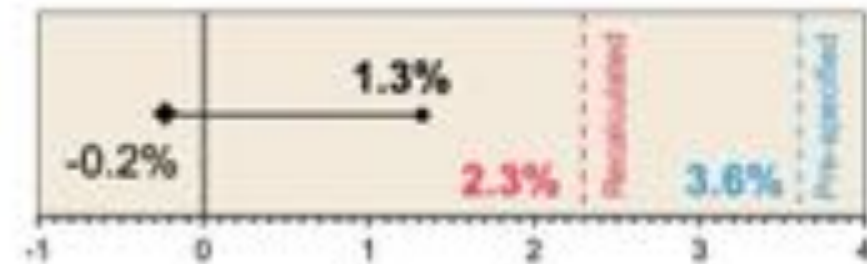


# Résultats principaux

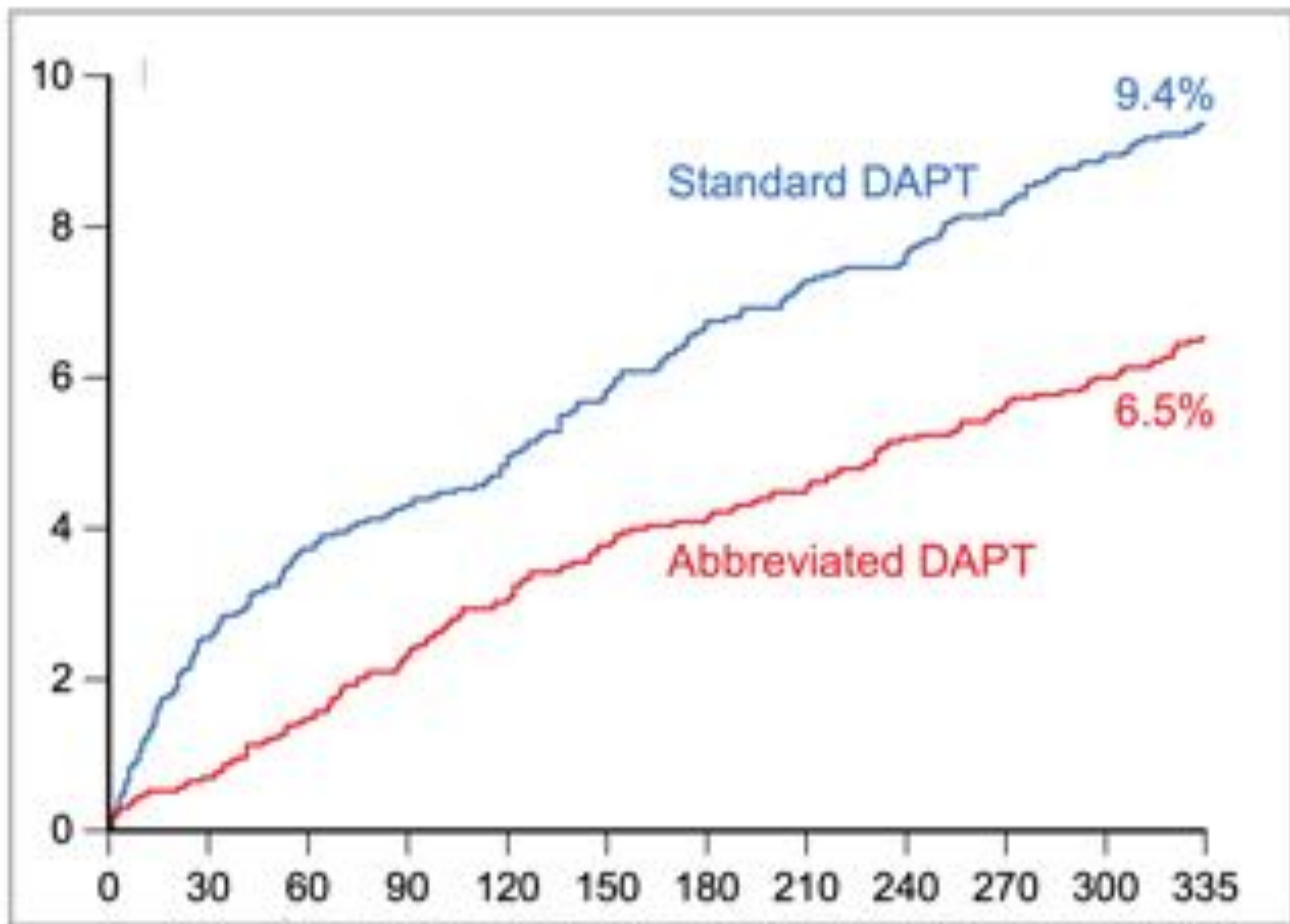


Décès toute cause + IDM + AVC + saignements majeurs (BARC 3/5)

P<0.001  
(non infériorité)



## Résultats principaux



Saignements cliniquement  
pertinents et majeurs  
(BARC 2/3/5)

$P < 0.001$   
(supériorité)

# Etude randomisée de comparaison de DES chez les patients HBR

Nombre de centres en France: 9/52

Nombre de patients inclus en France : 418/1948

Expected in 2023

**BIOFLOW DAPT**  
N=1,948



**BP-SES**  
Orsiro™

**VS**



**DP-ZES**  
Resolute Onyx™

**Primary endpoint**  
**Death, MI or ST**  
**12 months**

NCT04500912, NCT04137510

# En pratique PCI High Bleeding risk

## 3 mois

Shortening antithrombotic treatment duration		
After stent implantation with high risk of bleeding (e.g. PRECISE-DAPT $\geq 25$ or ARC-HBR criteria met), discontinuation of P2Y <sub>12</sub> receptor inhibitor therapy after 3 months should be considered. <sup>154,226</sup>	<b>IIa</b>	<b>B</b>


## 1 mois

In patients at very high risk of bleeding, defined as a recent bleeding episode in the past month or planned, not deferrable surgery in the near , 1 month of DAPT should be considered

# Plusieurs options possibles

Bleeding risk

Ischemic risk



**DAPT raccourcie**



**DAPT rallongée**

**DAPT modifiée**

# Ajout d'un second agent antithrombotique pour la prévention secondaire

Prolonging antithrombotic treatment duration	
Adding a second antithrombotic agent to aspirin for extended long-term secondary prevention should be considered in patients with a <u>high risk of ischaemic events</u> and without increased risk of major or life-threatening bleeding (see <i>Tables 9 and 11</i> for options). <sup>162,212,213,214,223</sup>	<b>IIa</b>
	<b>A</b>

+

Bas risque hémorragique

High thrombotic risk (Class IIa)
<b>Complex CAD and at least 1 criterion</b>
<b>Risk enhancers</b>
Diabetes mellitus requiring medication
History of recurrent MI
Any multivessel CAD
Polyvascular disease (CAD plus PAD)
Premature (<45 years) or accelerated (new lesion within a 2-year time frame) CAD
Concomitant systemic inflammatory disease (e.g. human immunodeficiency virus, systemic lupus erythematosus, chronic arthritis)
CKD with eGFR 15–59 mL/min/1.73 m <sup>2</sup>
<b>Technical aspects</b>
At least 3 stents implanted
At least 3 lesions treated
Total stent length >60 mm
History of complex revascularization (left main, bifurcation stenting with ≥2 stents implanted, chronic total occlusion, stenting of last patent vessel)
History of stent thrombosis on antiplatelet treatment

# Ajout d'un second agent antithrombotique pour la prévention secondaire

Adding a second antithrombotic agent to aspirin for extended long-term secondary prevention may be considered in patients with moderately increased risk of ischaemic events and without increased risk of major or life-threatening bleeding (see *Tables 9 and 11* for options).<sup>162,212,213,214,223</sup>

**IIb**

**A**

+

Bas risque hémorragique

## Moderate thrombotic risk (Class IIb)

### Non-complex CAD and at least 1 criterion

Diabetes mellitus requiring medication

History of recurrent MI

Polyvascular disease (CAD plus PAD)

CKD with eGFR 15–59 mL/min/1.73 m<sup>3</sup>



# DAPT rallongée: quelles options?

Drug	Dose	Indication	NNT (ischaemic outcomes)	NNH (bleeding outcomes)
<i>DAT regimens for extended treatment (including aspirin 75 – 100 mg o.d.)</i>				
Rivaroxaban (COMPASS trial)	2.5 mg b.i.d.	Patients with CAD or symptomatic PAD at high risk of ischaemic events	77	84
<i>DAPT regimens for extended treatment (including aspirin 75 – 100 mg o.d.)</i>				
Clopidogrel (DAPT trial)	75 mg/d	Post MI in patients who have tolerated DAPT for 1 year	63	105
Prasugrel (DAPT trial)	10 mg/d (5 mg/d if body weight <60 kg or age >75 years)	Post PCI for MI in patients who have tolerated DAPT for 1 year	63	105
Ticagrelor (PEGASUS-TIMI 54)	60/90 mg b.i.d.	Post MI in patients who have tolerated DAPT for 1 year	84	81



# Plusieurs options possibles

Bleeding risk

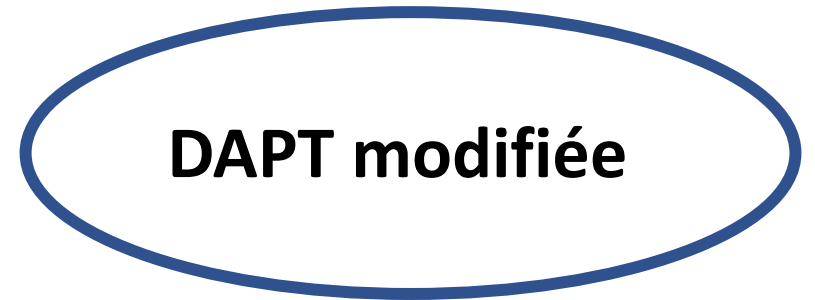
Ischemic risk



**DAPT raccourcie**

**DAPT rallongée**

**DAPT modifiée**



**De escalade : intense P2Y<sub>12</sub> inhibiteur → Clopidogrel**

## **De-escalade prévue**

prevention des effets secondaires

améliorer l'adhérence au traitement

## **De-escalade non prévue**

En réaction aux effets secondaires

# De escalade

Basée sur le jugement clinique: TOPIC

Basée sur test biologique génotypique CYP 2C19 ou test fonctionnel plaquettaire

TROPICAL- POPULAR GENETIC

De-escalation of P2Y<sub>12</sub> receptor inhibitor treatment (e.g. with a switch from prasugrel or ticagrelor to clopidogrel) may be considered as an alternative DAPT strategy, especially for ACS patients deemed unsuitable for potent platelet inhibition. De-escalation may be done unguided based on clinical judgment or guided by platelet function testing or CYP2C19 genotyping, depending on patient's risk profile and availability of respective assays.<sup>218,220,221</sup>

IIb

A

# Monothérapie par inhibiteur P2Y<sub>12</sub>

Bithérapie initiale (1 à 6 mois) puis monothérapie par inhibiteur P2Y<sub>12</sub>

**stop aspirine, P2Y<sub>12</sub> monotherapy**

- Clopidogrel after 1 month (STOP DAPT 2/ STOP DAPT ACS)
- Ticagrelor after 1-3 months (GLOBAL LEADERS/TWILIGHT/TICO)

# Pourquoi garder inhibiteur P2Y12 seul?

**Pour**



**Effet spécifique sur thrombose de stent**

**Pas d'effet indésirables gastro intestinaux**

**Pas de résistant biologique avec prasugrel ou ticagrelor**

**Contre**



**Resistant biologique au clopidogrel**

# Les études récentes

**STOP DAPT 2**  
**STOP DAPT ACS**

**SMART CHOICE**

**TWILIGHT**

**TICO**

**Durée DAPT**

1 mois

3 mois

3 mois

3 mois

**Après DAPT**

Clopi/prasu (1/3)

Clopidogrel/tica (1/5)

100% ticagrelor

100% ticagrelor

**%ACS T+**

24.5%  
100%

25.4%

30.8%

71.1%

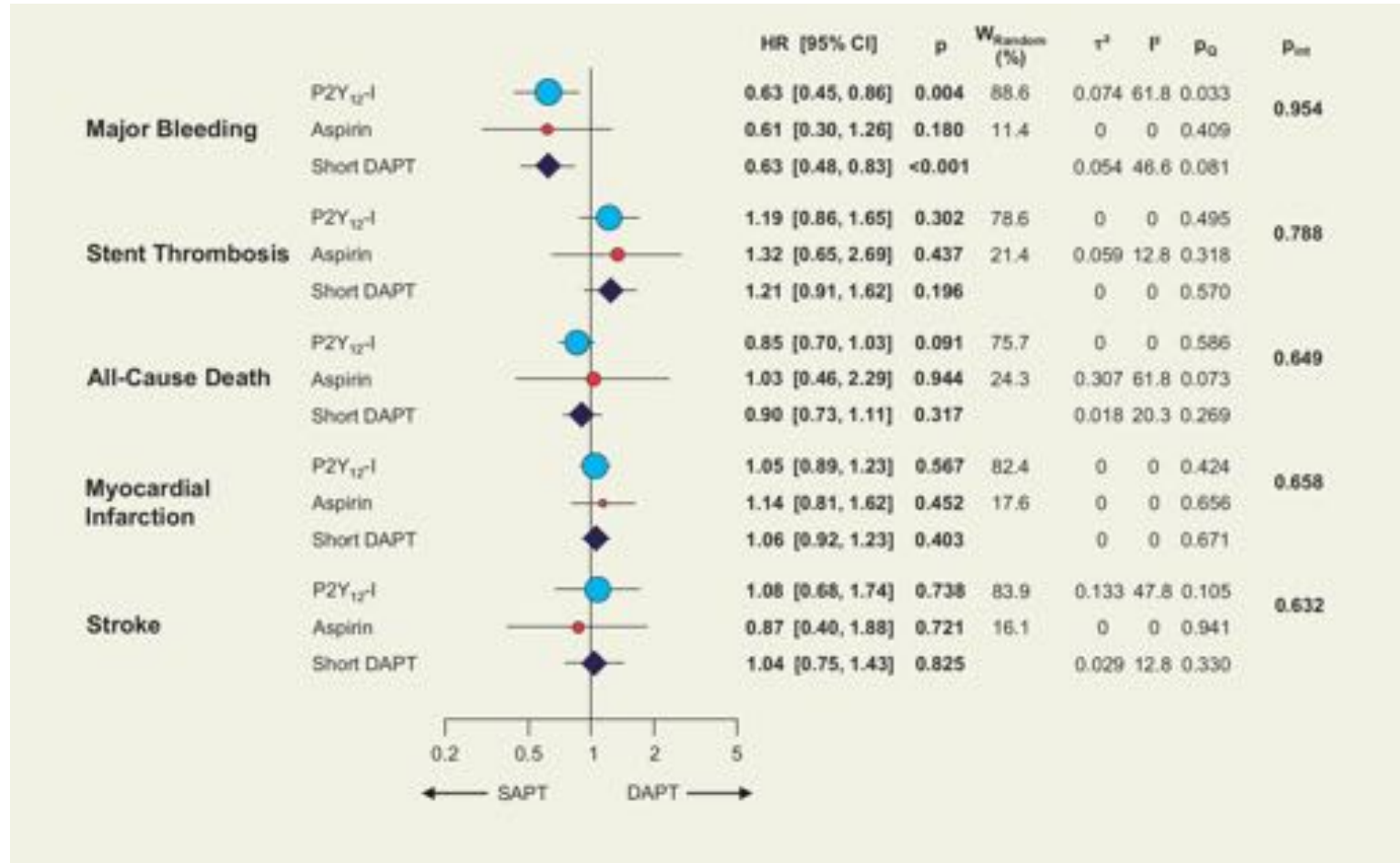
# Meta analyse short DAPT 1-3 mois

Arrêt Aspirine

Arrêt Clopidogrel

GLOBAL LEADERS, SMART CHOICE, STOP DAPT 2, TWILIGHT TICO N=32 145 patients

RESET, OPTIMIZE, REDUCE



# Monothérapie par inhibiteur P2Y12

Bithérapie initiale puis monothérapie par inhibiteur P2Y12

stop aspirine, **P2Y<sub>12</sub> monotherapy**

After stent implantation in patients undergoing a strategy of DAPT, stopping aspirin after 3–6 months should be considered, depending on the balance between the ischaemic and bleeding risk.<sup>208,209,227</sup>

**IIa**

**A**



# TARGET FIRST

6 pays, 37 centres (18 centres français)

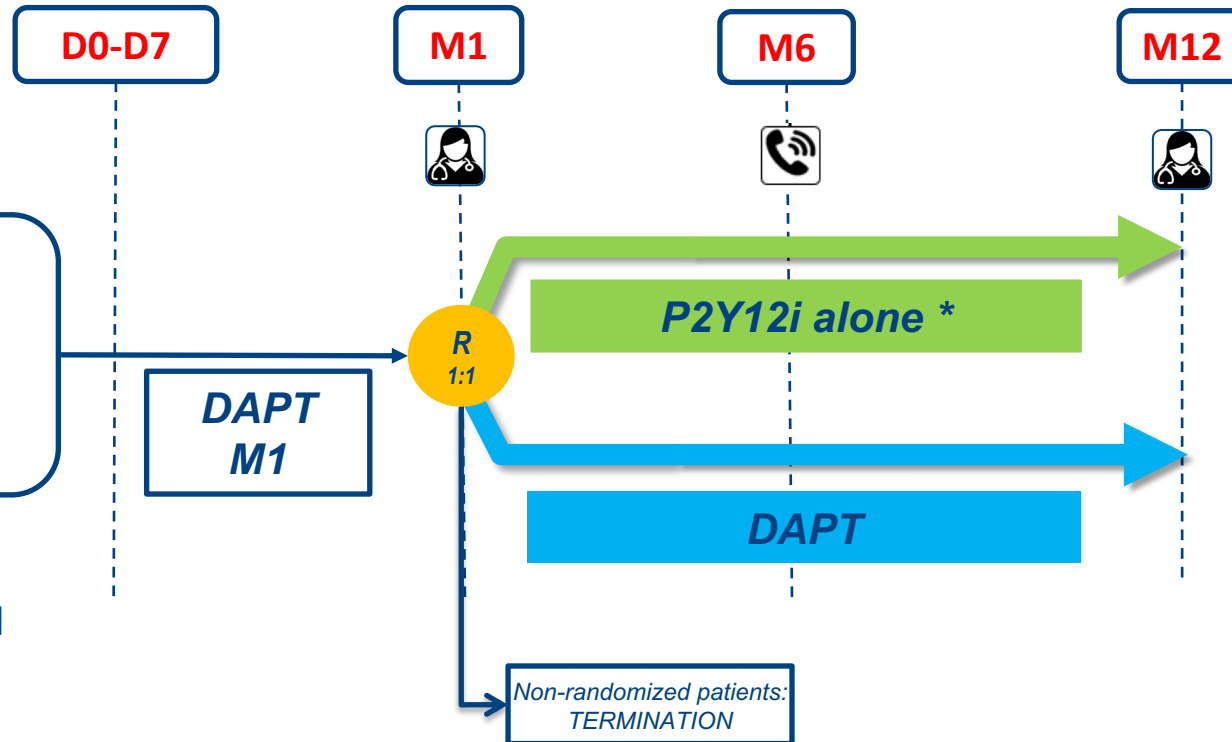
N=2246 Patients

+ de 600 patients inclus



## Enrollment (N=2246)

## Randomization and observation period



*NSTEMI & STEMI subjects with successful (complete) revascularization, with Firehawk and within 7 days post index procedure*

Primary endpoint (ITT): NACCE composite of all cause death, MI, definite/probable ST, stroke, or BARC 3/5 bleeding – M1 to M12

(\*) P2Y<sub>12</sub> inhibitor selected by investigator at enrollment, based on current ESC guidelines

# Conclusion

**La durée de la bithérapie est standardisée 12 mois ACS et 6 mois CCS**

**La durée courte de la bithérapie chez les patients HBR a été très étudiée avec des résultats favorables**

**Les données concernant la possibilité d'arrêter l'aspirine en poursuivant le P2Y12 I s'accumulent**

**La stratégie d'inhibiteur P2Y12 sans aspirine semble être une voie d'avenir et pourrait être dans le futur un nouveau standard?**